

# Overview - Public Entities Quarterly Reporting

Approved receipts

252.1

50.7%

Approved spending

33.4

25.6%

Surplus/(deficit)

218.7

- ☐ R billion
- ☒ R million
- ☐ R thousand

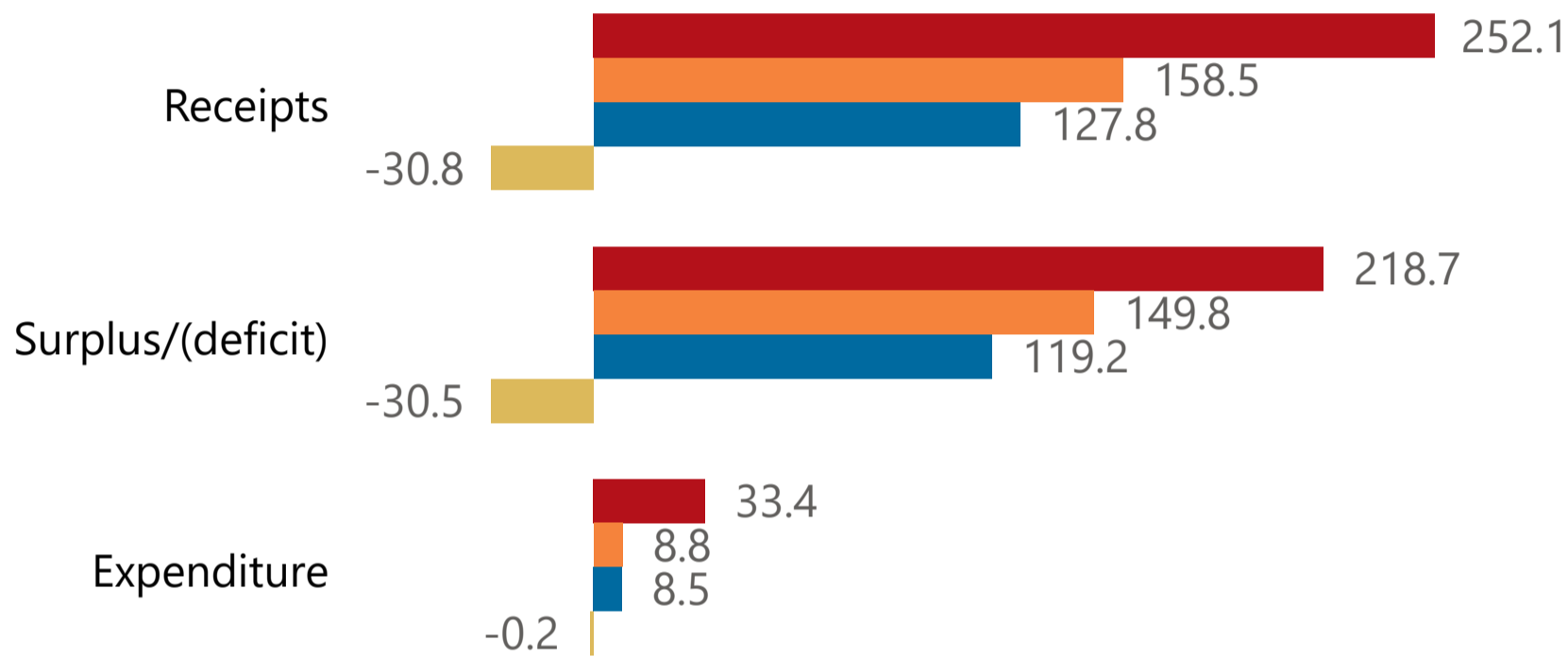


**national treasury**

Department:  
National Treasury  
REPUBLIC OF SOUTH AFRICA

## Consolidation

● Approved ● Forecast ● YTD ● Variance



## Components of total receipts



## Quarter

1

## Cluster

Education and related


## Department

Sport, Arts and Culture

## Entity

National Arts Council

## Components of total expenditure



## Functional grouping



## Spending by PFMA schedule



# Public Entities Receipts

Approved sales of G&S

(Blank)

(Blank)

Approved transfers

243.3

51.9%



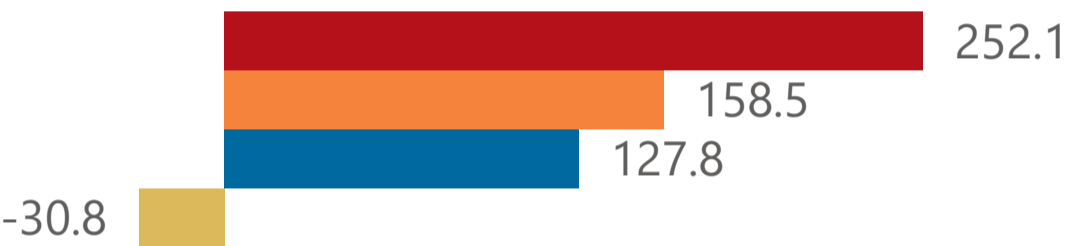
national treasury

Department:  
National Treasury  
REPUBLIC OF SOUTH AFRICA

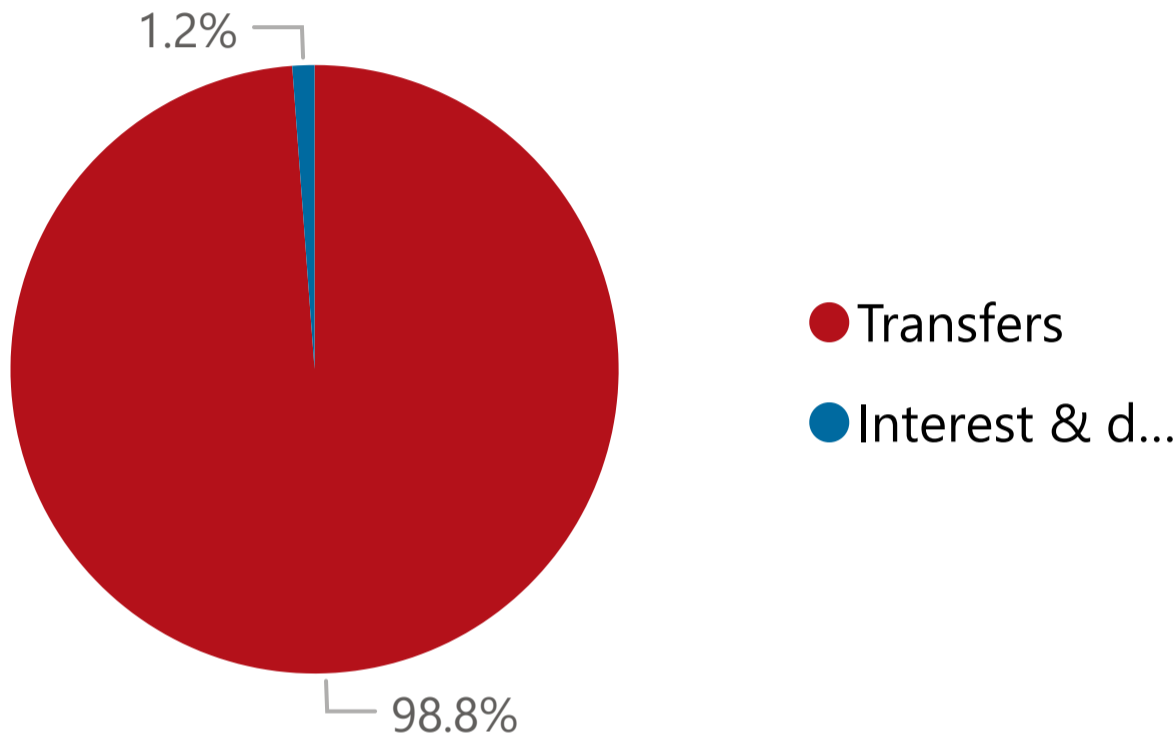
- ☐ R billion
- ☒ R million
- ☐ R thousand

## Actual vs Forecast

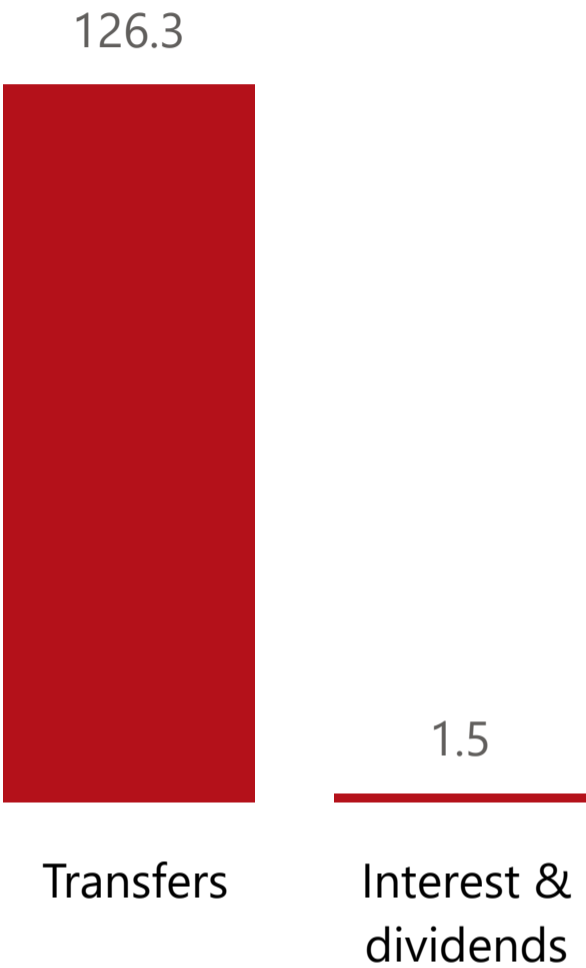
Approved Forecast YTD Variance



## 2025/26 Component of total receipts



## Top 5 Receipts



## Quarter

1

## Cluster

Education and related

## Department

Sport, Arts and Culture

## Entity

National Arts Council

## Top 5 Transfers



## Receipts

Level 3	Approved	YTD	% YTD
Transfers	243.3	126.3	98.8%
Interest & dividends	2.8	1.5	1.2%
Fin transactions	6.0		
Total	252.1	127.8	100.0%

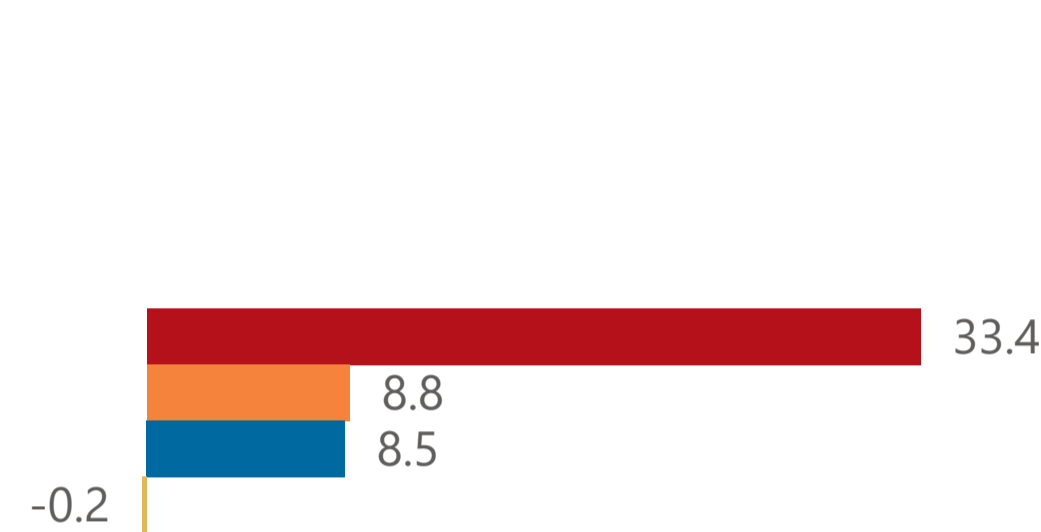
# Public Entities Spending

Approved CoE	Approved G&S	Approved transfers
25.927.3%	7.519.7%	(Blank)50.7%

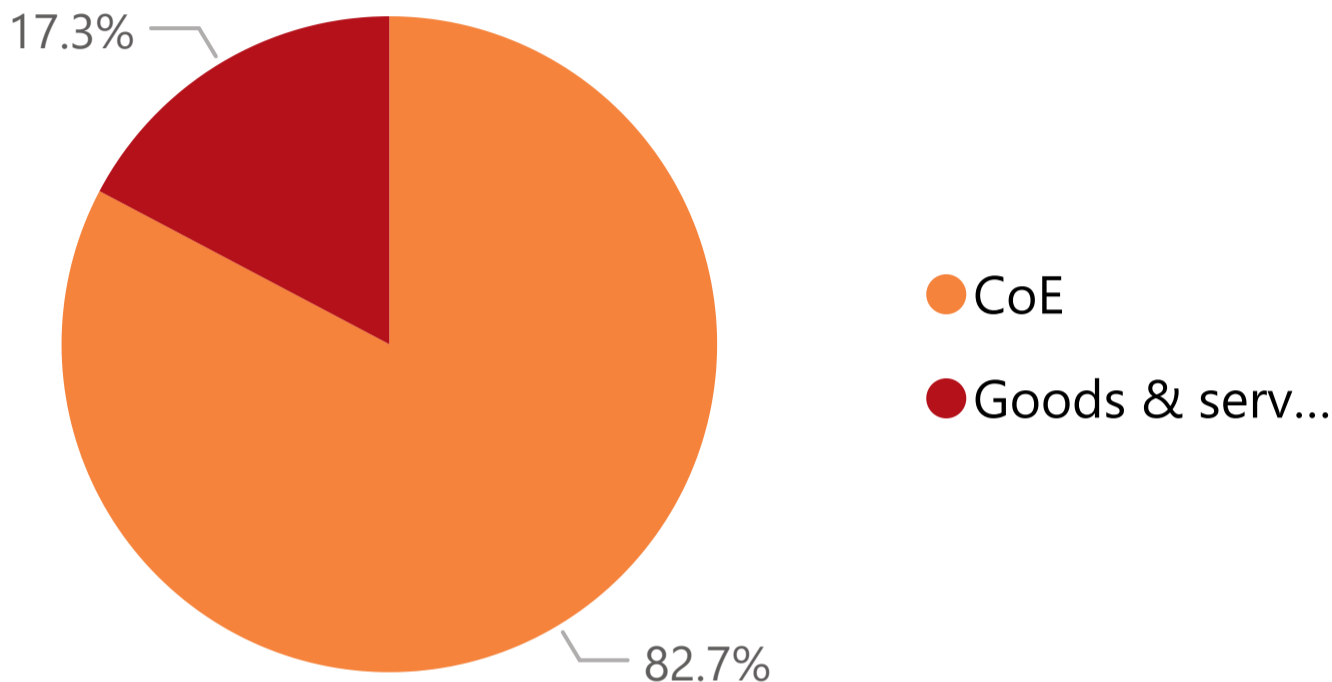
- ☐ R billion
- ☒ R million
- ☐ R thousand

## Actual vs Forecast

● Approved ● Forecast ● YTD ● Variance



## 2025/26 Components of total expenditure



## Top 5 Goods & services



## Capital assets

## Expenditure

Level 3	Approved	YTD	% YTD
⊕ CoE	25.9	7.1	82.7%
⊕ Goods & services	7.5	1.5	17.3%
Total	33.4	8.5	100.0%

## Quarter

1

## Cluster

Education and related

## Department

Sport, Arts and Culture

## Entity

National Arts Council